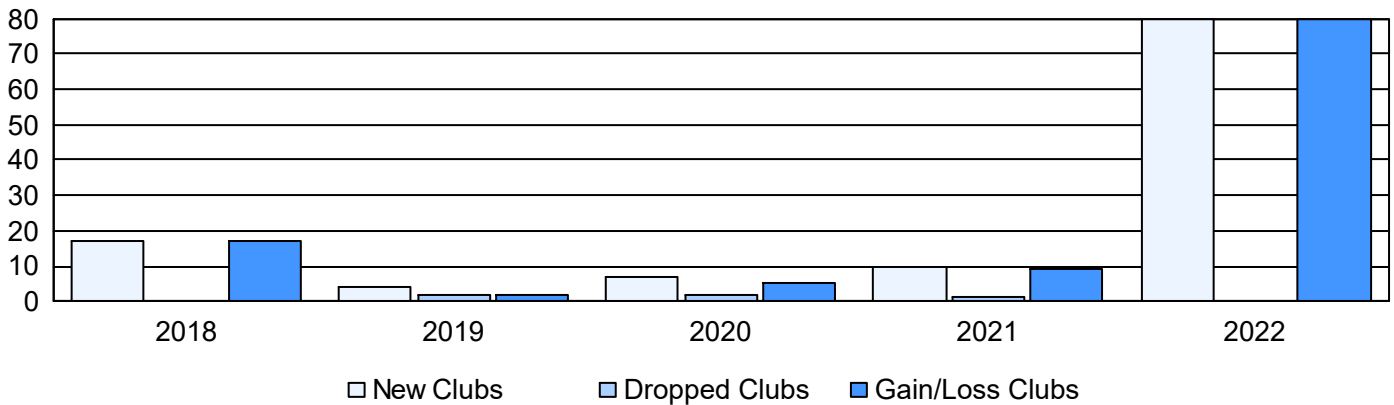
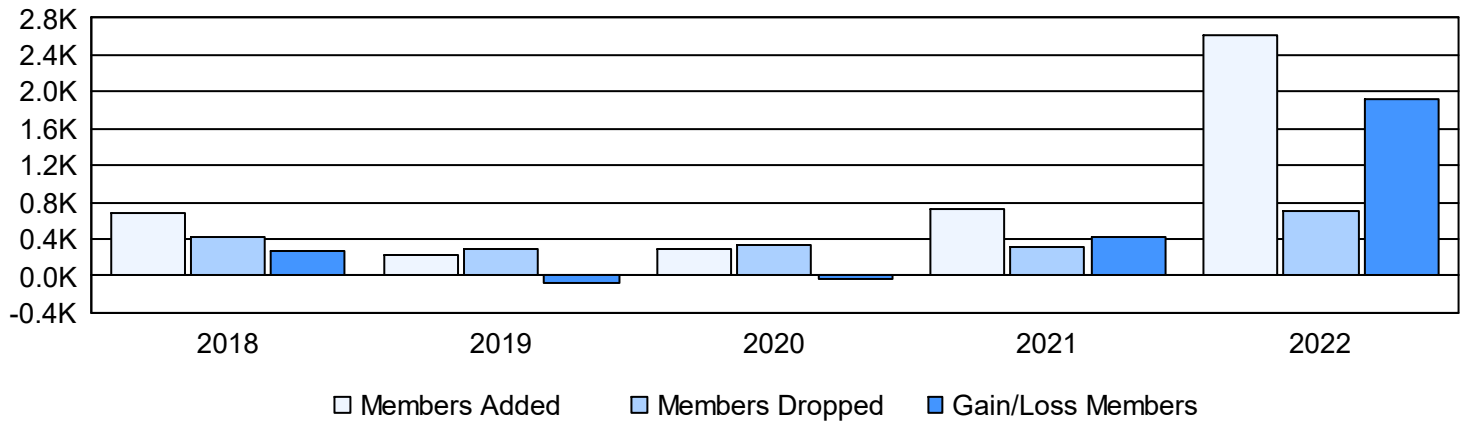


Year	New Clubs	Dropped Clubs	Gain/ Loss Clubs	New Members	Charter Members	Reinstate Members	Transfer Members	Total Member Added	Total Members Dropped	Gain/ Loss Members
2017-2018	17	0	17	257	421	4	5	687	420	267
2018-2019	4	2	2	115	95	5	1	216	287	-71
2019-2020	7	2	5	111	181	2	1	295	338	-43
2020-2021	10	1	9	452	254	13	4	723	310	413
2021-2022	80	0	80	544	2,033	24	11	2,612	702	1,910
Average	24	1	23	296	597	10	4	907	411	495

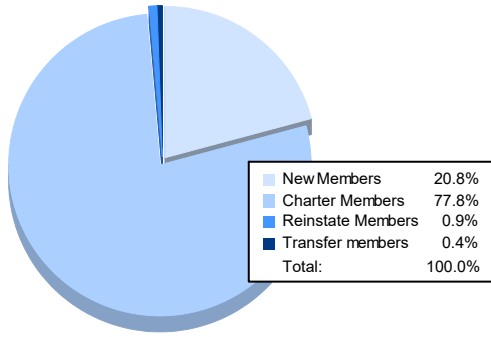
Clubs



Members



Membership Composition June 2022 Cumulative



Gender Composition June 2022 Cumulative

